

官方模拟测试题 Practice Test 获取指南 (BT/MA/FA/LW)

第一步：

使用电脑端登录 MyACCA，在主页选择 “My qualification”

[Dashboard](#)

[My qualification](#)

[Fees & transactions](#)

[Documents & downloads](#)

[My details](#)

第二步：

找到如下内容，点击右侧 “On-demand Practice Tests”

[Book an exam](#)

[Detailed exam history](#)

[Find tuition](#)

[On-demand Practice Tests](#)

[CBE Practice Platform](#)

[Mitigating circumstances](#)

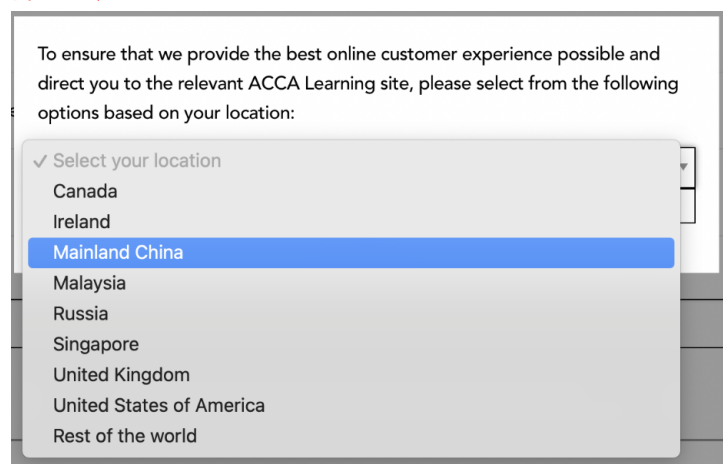
[Centre complaints](#)

[ACCA Study Hub \(selected regions\)](#)

[Apply for an administrative review](#)

第三步：


在弹出的对话框中，select your location 里面选择 “Mainland China”（仅首次登录需要选择地区）



提示：若忽视该对话框，或选择其他区域，将无法免费获取 Practice Test

第四步：

在页面中选择：“登录对话框”



第五步：

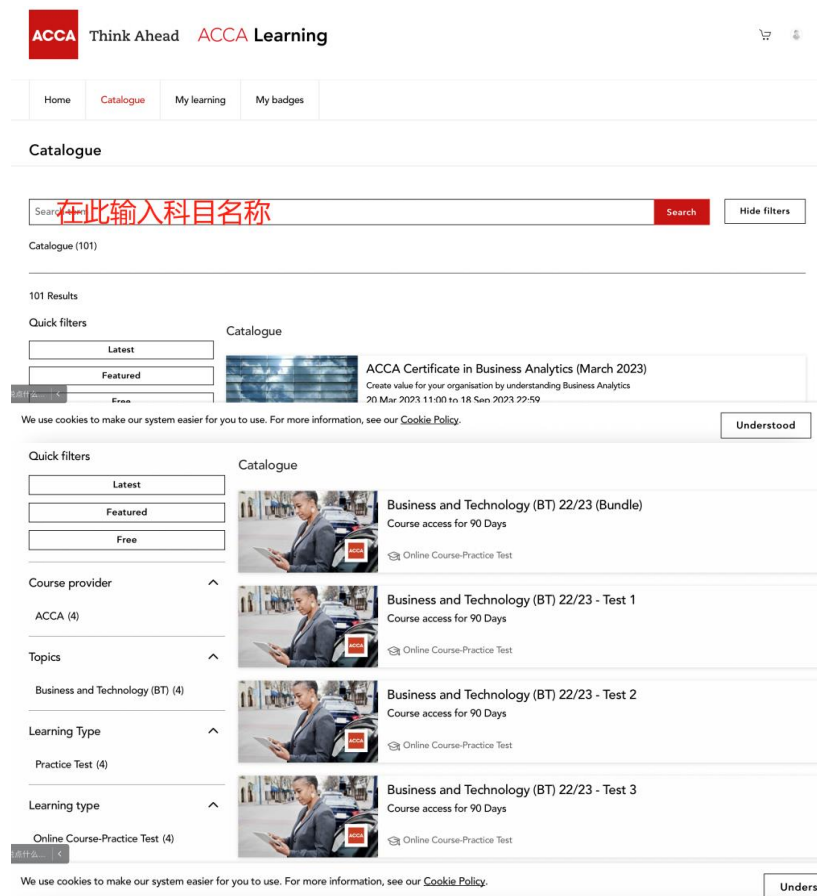
点击 “Open ID Connect”



第六步：

选择：“catalogue” 在 “search” 内输入你需要的科目（例：BT, MA, FA,LW）

注：仅限于 BT, MA, FA,LW 这四个科目



第七步：

选择其中任意一套试卷，点击“Enrol”

The screenshot shows the ACCA Learning website interface. At the top, there is a navigation bar with 'Home', 'Catalogue', and 'Login/Register'. Below this, the page title is 'Business and Technology (BT) 22/23 - Test 1'. The main content area is divided into sections: 'Overview', 'What are practice tests?', 'How can practice tests help with your exams?', 'Terms and conditions', and 'Effort required (hours)'. The 'Enrol' button is highlighted with a red box.

提示：有的同学没有“enrol”这个选项，那么直接点击第八步里的“content”

第八步：

点击红框中的按钮进入 practice test

The screenshot shows the ACCA Learning website interface. At the top, there is a navigation bar with 'Home', 'Catalogue', 'My learning', and 'My badges'. Below this, the page title is 'Business and Technology (BT) 22/23 - Test 1'. The main content area is divided into sections: 'Overview', 'Content', and 'Business and Technology (BT) Test 1 22/23 syllabus'. The 'Content' button is highlighted with a red box. A red arrow points to the 'Content' button with the text '点此处'.

第九步：

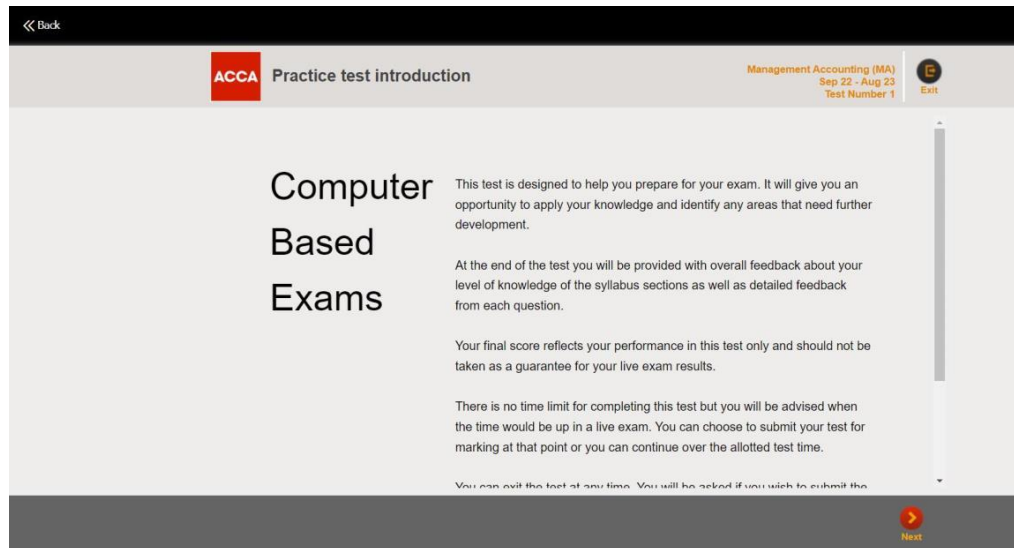
点击“Open training”即可开始练习

The screenshot shows the ACCA Learning website interface. At the top, there is a navigation bar with 'Home', 'Catalogue', 'My learning', and 'My badges'. Below this, the page title is 'Business and Technology (BT) 22/23 - Test 1'. The main content area is divided into sections: 'Business and Technology (BT) Test 1 22/23 syllabus' and 'Open training'. The 'Open training' button is highlighted with a red box.

第十步：

接下来就可以看到如下界面，建议学员模拟真实考试状态，限时 2 小时完成整套试题卷。

点击获取后，该试题卷在账户中的有效期为 90 天，学员可在有效期内，不限次数进行在线答题。



The screenshot shows a mobile application interface for ACCA. At the top left, there is a back arrow and the text '<< Back'. The main header area contains the ACCA logo on the left, the text 'Practice test introduction' in the center, and on the right, 'Management Accounting (MA) Sep 22 - Aug 23 Test Number 1' and an 'Exit' button. The main content area features the title 'Computer Based Exams' in large, bold, black text. To the right of the title, there are four paragraphs of text: 'This test is designed to help you prepare for your exam. It will give you an opportunity to apply your knowledge and identify any areas that need further development.', 'At the end of the test you will be provided with overall feedback about your level of knowledge of the syllabus sections as well as detailed feedback from each question.', 'Your final score reflects your performance in this test only and should not be taken as a guarantee for your live exam results.', and 'There is no time limit for completing this test but you will be advised when the time would be up in a live exam. You can choose to submit your test for marking at that point or you can continue over the allotted test time.' Below these paragraphs, the text 'You can exit the test at any time. You will be asked if you wish to submit the' is partially visible. At the bottom right of the page, there is a 'Next' button with a right-pointing arrow.